

Cable Assemblies


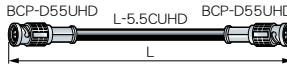
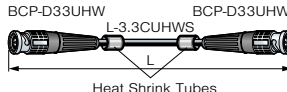
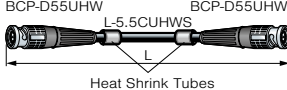
BNC

- High quality and reliable Canare assemblies are ideal for any interconnection including broadcast, professional A/V, and telecommunication.
- Custom assembly configurations can be special ordered at affordable cost and quick lead-time.

Website

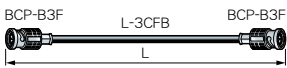
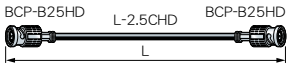
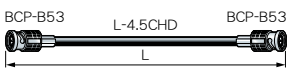


BNC 12G-SDI

Type	Model	Length (m)
BNC (M) - BNC (M) Crimp For fixed installation 	D3.3UHDC005E	0.5
	D3.3UHDC01E	1
	D3.3UHDC015E	1.5
	D3.3UHDC02E	2
	D3.3UHDC03E	3
	D3.3UHDC05E	5
	D3.3UHDC10E	10
BNC (M) - BNC (M) Crimp For fixed installation 	D5.5UHDC01E	1
	D5.5UHDC03E	3
	D5.5UHDC05E	5
	D5.5UHDC10E	10
	D5.5UHDC20E	20
	D5.5UHDC30E	30
	D5.5UHDC50E	50
	D5.5UHDC70E	70
D5.5UHDC100E	100	
BNC (M) - BNC (M) Crimp For mobile applications 	D3.3UHCW005-S	0.5
	D3.3UHCW01-S	1
	D3.3UHCW02-S	2
	D3.3UHCW03-S	3
	D3.3UHCW05-S	5
	D3.3UHCW10-S	10
BNC (M) - BNC (M) Crimp For mobile applications 	D5.5UHCW10-S	10
	D5.5UHCW20-S	20
	D5.5UHCW30-S	30
	D5.5UHCW50-S	50
	D5.5UHCW100-S	100

BNC


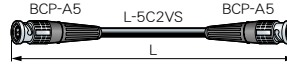
For fixed installation

Type	Model	Length (m)
BNC (M) - BNC (M) Crimp 	D3FBC005E	0.5
	D3FBC01E	1
	D3FBC015E	1.5
	D3FBC02E	2
	D3FBC03E	3
	D3FBC05E	5
	D3FBC10E	10
BNC (M) - BNC (M) Crimp 	D2.5HDC005E	0.5
	D2.5HDC01E	1
	D2.5HDC015E	1.5
	D2.5HDC02E	2
	D2.5HDC03E	3
	D2.5HDC05E	5
	D2.5HDC10E	10
	D2.5HDC20E	20
BNC (M) - BNC (M) Crimp 	D4.5HDC03E	3
	D4.5HDC05E	5
	D4.5HDC10E	10
	D4.5HDC15E	15
	D4.5HDC20E	20



BNC

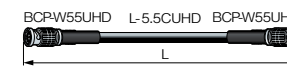
For mobile applications

Type	Model	Length (m)
BNC (M) - BNC (M) Crimp 	D3C005A-S	0.5
	D3C01A-S	1
	D3C02A-S	2
	D3C03A-S	3
	D3C05A-S	5
	D3C10A-S	10
BNC (M) - BNC (M) Crimp 	D5C005A-S	0.5
	D5C01A-S	1
	D5C015A-S	1.5
	D5C03A-S	3
	D5C05A-S	5
	D5C10A-S	10
D5C15A-S	15	
D5C20A-S	20	

Website

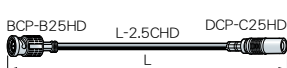
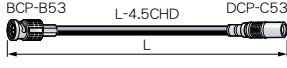


BNC water-proof

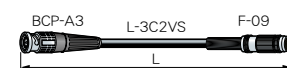
Type	Model	Length (m)
BNC (M) - BNC (M) 12G-SDI 	WD5.5UHDC20	20
	WD5.5UHDC30	30
	WD5.5UHDC50	50

Sold separately: BNC Cap: BCP-DC (20 pcs.) • BCP-W55UHD is not for sale.

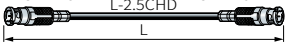




BNC - DIN

Type	Model	Length (m)
BNC (M) - DIN (M) Crimp 	D2.5HDC005E-D	0.5
	D2.5HDC01E-D	1
	D2.5HDC015E-D	1.5
	D2.5HDC02E-D	2
	D2.5HDC03E-D	3
	D2.5HDC05E-D	5
	D2.5HDC10E-D	10
	D2.5HDC20E-D	20
BNC (M) - DIN (M) Crimp 	D4.5HDC03E-D	3
	D4.5HDC05E-D	5
	D4.5HDC10E-D	10
	D4.5HDC15E-D	15
	D4.5HDC20E-D	20

BNC - RCA

Type	Model	Length (m)
BNC (M) - RCA (M) 	D3C01A-SR	1
	D3C03A-SR	3
	D3C05A-SR	5

Micro BNC

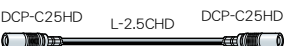

Type	Model	Length (m)
Micro BNC (M) - Micro BNC (M) Crimp 12G-SDI 	DM2.5HDC005A	0.5
	DM2.5HDC01A	1
	DM2.5HDC015A	1.5
	DM2.5HDC02A	2
	DM2.5HDC03A	3
Micro BNC (M) - BNC (M) Crimp 	DM2.5HDC005EA-BP	0.5
	DM2.5HDC01EA-BP	1
	DM2.5HDC015EA-BP	1.5
	DM2.5HDC02EA-BP	2
	DM2.5HDC03EA-BP	3
Micro BNC (M) - Micro BNC (M) Crimp 12G-SDI 	DM3.3UHDC03A	3
	DM3.3UHDC05A	5
Micro BNC (M) - BNC (M) Crimp 12G-SDI 	DM3.3UHDC03EA-BP	3
	DM3.3UHDC05EA-BP	5
Micro BNC (M) - BNC (F) Crimp 12G-SDI 	DM2.5HWSC002EA-BJ	0.2



DM2.5HDC**A





DIN

Type	Model	Length (m)
DIN (M) - DIN (M) Crimp 	DN2.5HDC005	0.5
	DN2.5HDC01	1
	DN2.5HDC015	1.5
	DN2.5HDC02	2
	DN2.5HDC03	3
	DN2.5HDC05	5
	DN2.5HDC10	10
	DN4.5HDC03	3
	DN4.5HDC05	5
	DN4.5HDC10	10
DIN (M) - BNC (F) Crimp 	DN2.5HWSC002E-BJ	0.2



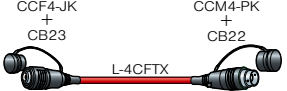
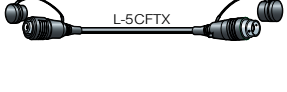
RCA (Video)

Type	Model	Length (m)
RCA (M) - RCA (M) Solder 	DRC01-S	1
	DRC03-S	3
	DRC05-S	5
RCA (M) - RCA (M) Crimp 	DRC10-F3	10
	DRC15-F3	15
	DRC20-F3	20
	DRC30-F3	30
	DRC40-F3	40



Triax

Cables used for connections such as those between broadcast cameras and CCUs.

Type	Model	Length (m)
Triaxial (F) - Triaxial (M) U.S. preferred type 	TXC10-K	10
	TXC20-K	20
	TXC30-K	30
	TXC50-K	50
	TXC100-K	100
	TXC150-K	150
Triaxial (F) - Triaxial (M) EU preferred type 	TXC10-F	10
	TXC20-F	20
	TXC30-F	30
	TXC50-F	50
	TXC100-F	100
	TXC150-F	150
TXC200-F	200	



Technical Trend

IP Connectivity Products

Fiber-Optic Systems

Connectors

Cables

Panels & Patchbays

Multichannel Systems

Cable Assemblies

Cable Assemblies

Ethernet

■ Cat6A (Standard U/FTP)

Type	Model	Length (m)
RJ45 - RJ45 RJSP-6AFT RJC6A-F4PH RJSP-6AFT T568B (Straight)	NC6AAT-30	30
	NC6AAT-50	50
	NC6AAT-70	70
	NC6AAT-100	100

■ Cat6A (Standard F/UTP)

Type	Model	Length (m)	
RJ45 - RJ45 RJ45 RJC6A-4P-F-SD RJ45 T568B (Straight)	NC6AFSD-01	1	
	NC6AFSD-015	1.5	
	NC6AFSD-02	2	
	NC6AFSD-03	3	
	NC6AFSD-05	5	
	NC6AFSD-07	7	
	NC6AFSD-10	10	
	NC6AFSD-15	15	
	NC6AFSD-20	20	
	NC6AFSD-25	25	
	NC6AFSD-30	30	
	RJ45 - RJ45 RJSP-6A RJC6A-4P-FA RJSP-6A T568B (Straight)	NC6AF-30 New	30
		NC6AF-50 New	50
NC6AF-70 New		70	
NC6AF-100 New	100		

* RJC6A-4P-F-SD is not for sale.



■ Cat6 (Standard F/UTP)

Type	Model	Length (m)
RJ45 - RJ45 RJ45 RJC6-4P-F RJ45 T568B (Straight)	NC6F-01	1
	NC6F-015	1.5
	NC6F-02	2
	NC6F-03	3
	NC6F-05	5
	NC6F-07	7
	NC6F-10	10
	NC6F-15	15
	NC6F-20	20
	NC6F-25	25
	NC6F-30	30
	NC6F-35	35
	NC6F-40	40
NC6F-45	45	
NC6F-50	50	
NC6F-70	70	
NC6F-100	100	



■ Cat6 (Standard U/UTP)

Type	Model	Length (m)
RJ45 - RJ45 RJ45 RJC6-4P+ RJ45 T568B (Straight)	NC6-003	0.3
	NC6-005	0.5
	NC6-01	1
	NC6-015	1.5
	NC6-02	2
	NC6-03	3
	NC6-05	5
	NC6-07	7
	NC6-10	10
	NC6-15	15
	NC6-20	20
	NC6-25	25
	NC6-30	30
	NC6-35	35
	NC6-40	40
	NC6-45	45
	NC6-50	50



■ Cat6A (Flexible SF/UTP)

Type	Model	Length (m)
etherCON - etherCON NE8MX6-B-T RJC6A-4P-SFM NE8MX6-B-T T568B (Straight)	ETC6A-03-N	3
	ETC6A-05-N	5
	ETC6A-10-N	10
	ETC6A-20-N	20
	ETC6A-30-N	30
	ETC6A-50-N	50
	ETC6A-70-N	70
RJ45 - RJ45 RJ45 RJC6A-4P-SFM RJ45 T568B (Straight)	ETC6A-03-T	3
	ETC6A-05-T	5
	ETC6A-10-T	10
	ETC6A-20-T	20
	ETC6A-30-T	30
	ETC6A-50-T	50
	ETC6A-70-T	70
etherCON - RJ45 NE8MX6-B-T RJC6A-4P-SFM RJ45 T568B (Straight)	ETC6A-01-TN	1
	ETC6A-02-TN	2
	ETC6A-03-TN	3
	ETC6A-05-TN	5
	ETC6A-10-TN	10
	ETC6A-20-TN	20
	ETC6A-30-TN	30
ETC6A-50-TN	50	

■ Cat5e (Standard U/UTP)

Type	Model	Length (m)
RJ45 - RJ45 RJ45 RJC5E-4P+ RJ45 T568B (Straight)	NC5E-003	0.3
	NC5E-005	0.5
	NC5E-01	1
	NC5E-015	1.5
	NC5E-02	2
	NC5E-03	3
	NC5E-05	5
	NC5E-07	7
	NC5E-10	10
	NC5E-15	15
	NC5E-20	20
	NC5E-25	25
	NC5E-30	30
	NC5E-35	35
	NC5E-40	40
NC5E-45	45	
NC5E-50	50	



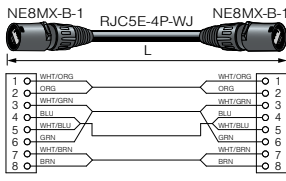
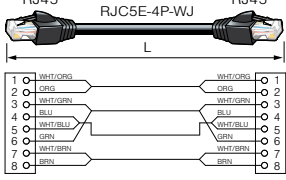
ETC6A-**-N



ETC6A-**-T

Cat5e (Flexible U/UTP)

Easy routing

Type	Model	Length (m)
etherCON - etherCON NE8MX-B-1 RJC5E-4P-WJ NE8MX-B-1 	ETC10L-B	10
	ETC30L-B	30
	ETC50L-B	50
	ETC70L-B	70
	ETC100L-B	100
RJ45 - RJ45 RJ45 RJC5E-4P-WJ RJ45 	ETC10L-M	10
ETC30L-M	30	
ETC50L-M	50	
ETC70L-M	70	
ETC100L-M	100	

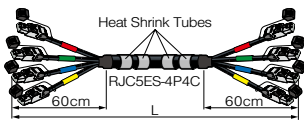
BLK T568B (Straight)

BLK T568B (Straight)

Website



Quad-Cat5e (Flexible U/UTP)

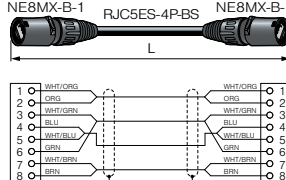
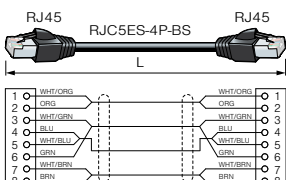
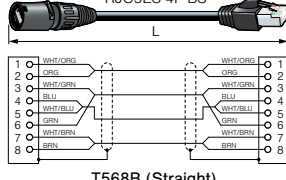
Type	Model	Length (m)
RJ45 - RJ45 	4ETCS-30-T	30
	4ETCS-50-T	50

BLK

Website



Cat5e (Flexible S/UTP) For short distance (max. 50 m)

Type	Model	Length (m)
etherCON - etherCON NE8MX-B-1 RJC5E-4P-BS NE8MX-B-1 	ETC003S-B	0.3
	ETC005S-B	0.5
	ETC01S-B	1
	ETC015S-B	1.5
	ETC02S-B	2
	ETC03S-B	3
	ETC05S-B	5
	ETC07S-B	7
	ETC10S-B	10
	ETC15S-B	15
RJ45 - RJ45 RJ45 RJC5E-4P-BS RJ45 	ETC003S-M	0.3
	ETC005S-M	0.5
	ETC01S-M	1
	ETC015S-M	1.5
	ETC02S-M	2
	ETC03S-M	3
	ETC05S-M	5
	ETC07S-M	7
	ETC10S-M	10
	ETC15S-M	15
etherCON - RJ45 NE8MX-B-1 RJC5E-4P-BS RJ45 	ETC01S-BM	1
	ETC02S-BM	2
	ETC03S-BM	3
	ETC05S-BM	5
	ETC10S-BM	10
ETC20S-BM	20	
ETC30S-BM	30	
ETC50S-BM	50	

BLK T568B (Straight)

BLK T568B (Straight)

BLK T568B (Straight)

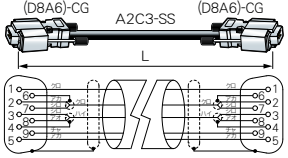
BLK T568B (Straight)

Website



RS422

Used for RS422 serial signals.

Type	Model	Length (m)
Dsub9P (M) - Dsub9P (M) 17JE-23090-02 (DBA6)-CG 17JE-23090-02 (DBA6)-CG A2C3-SS 	DC01-9JE22	1
	DC03-9JE22	3
	DC05-9JE22	5
	DC07-9JE22	7
	DC10-9JE22	10
	DC20-9JE22	20
	DC30-9JE22	30

BLK

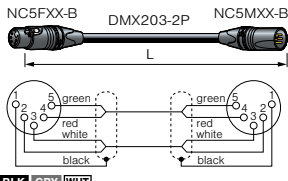
Screws : 2.6

Website

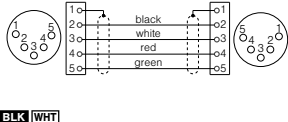


DMX

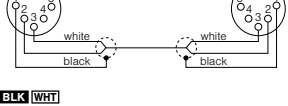
Used for controlling stage and studio lighting equipment.

Type	Model	Length (m)
NC5 (F) - NC5 (M) Standard NC5FXX-B DMX203-2P NC5MXX-B 	DMC01-B	1
	DMC03-B	3
	DMC05-B	5
	DMC10-B	10
	DMC20-B	20
	DMC30-B	30
	DMC50-B	50
	DMC100-B	100

BLK GRV WHT

Type	Model	Length (m)
NC5 (F) - NC5 (M) Thinner NC5FXX-B DMX403 NC5MXX-B 	DM4C01-B	1
	DM4C02-B	2
	DM4C03-B	3
	DM4C05-B	5
	DM4C10-B	10
	DM4C20-B	20
	DM4C30-B	30
	DM4C50-B	50
	DM4C100-B	100

BLK WHT

Type	Model	Length (m)
NC5 (F) - NC5 (M) Thinnest (pins 4 & 5 unconnected) NC5FXX-B DMX203 NC5MXX-B 	DM2C01-B	1
	DM2C02-B	2
	DM2C03-B	3
	DM2C05-B	5
	DM2C10-B	10
	DM2C20-B	20
	DM2C30-B	30
	DM2C50-B	50
	DM2C100-B	100

BLK WHT

Website



Technical Trend

IP Connectivity Products

Fiber-Optic Systems

Connectors

Cables

Panels & Patchbays

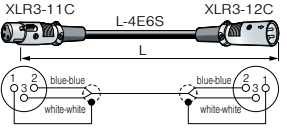
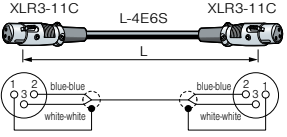
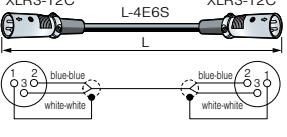
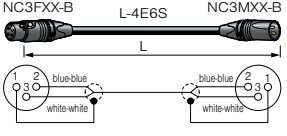
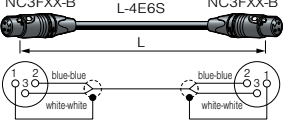
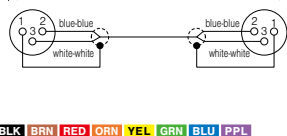
Multichannel Systems

Cable Assemblies

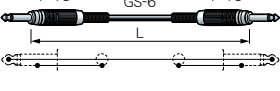
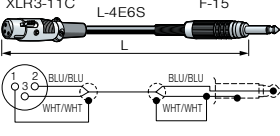
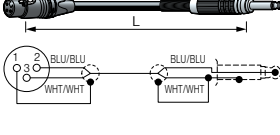
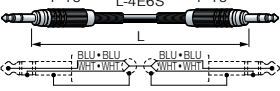
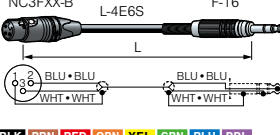
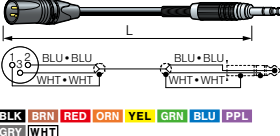
Cable Assemblies

XLR, Phone

XLR3

Type	Model	Length (m)	
XLR3 (F) – XLR3 (M) 	EC003	0.3	
	EC005	0.5	
	EC01	1	
	EC015	1.5	
	EC02	2	
	EC03	3	
	EC05	5	
	EC07	7	
	EC10	10	
	EC15	15	
	EC20	20	
	XLR3 (F) – XLR3 (F) 	EC003-X11	0.3
		EC005-X11	0.5
		EC01-X11	1
		EC015-X11	1.5
EC02-X11		2	
EC03-X11		3	
EC05-X11		5	
EC10-X11		10	
XLR3 (M) – XLR3 (M) 		EC003-X22	0.3
		EC005-X22	0.5
	EC01-X22	1	
	EC015-X22	1.5	
	EC02-X22	2	
	EC03-X22	3	
	EC05-X22	5	
	EC10-X22	10	
	NC3 (F) – NC3 (M) 	EC003-B	0.3
		EC005-B	0.5
EC01-B		1	
EC015-B		1.5	
EC02-B		2	
EC03-B		3	
EC05-B		5	
EC07-B		7	
EC10-B		10	
EC15-B		15	
EC20-B	20		
NC3 (F) – NC3 (F) 	EC003-B11	0.3	
	EC005-B11	0.5	
	EC01-B11	1	
	EC015-B11	1.5	
	EC02-B11	2	
	EC03-B11	3	
	EC05-B11	5	
	EC10-B11	10	
	NC3 (M) – NC3 (M) 	EC003-B22	0.3
		EC005-B22	0.5
EC01-B22		1	
EC015-B22		1.5	
EC02-B22		2	
EC03-B22		3	
EC05-B22		5	
EC10-B22		10	

Phone

Type	Model	Length (m)
Mono Phone (M) - Mono Phone (M) 	LC018	1.8
	LC03	3
	LC05	5
XLR3 (F) – Mono Phone (M) 	PC03	3
	PC05	5
	PC07	7
	PC10	10
NC3 (F) - Mono Phone (M) 	PC03-B	3
	PC05-B	5
	PC07-B	7
Stereo Phone (M) - Stereo Phone (M) 	SPC01	1
	SPC03	3
	SPC05	5
	SPC07	7
	SPC10	10
NC3 (F) - Stereo Phone (M) 	SPC02-B1	2
	SPC05-B1	5
NC3 (M) - Stereo Phone (M) 	SPC02-B2	2
	SPC05-B2	5

Website



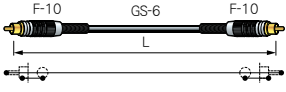
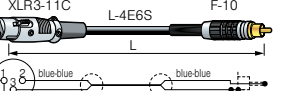
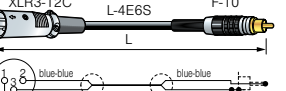
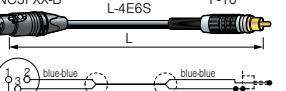

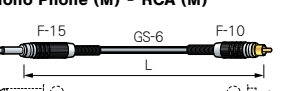
XLR3

Website

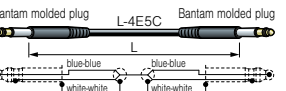

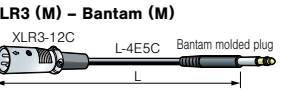


Phone

RCA (Audio)

Type	Model	Length (m)
RCA (M) – RCA (M)  F-10 GS-6 F-10 L BLK RED ORN YEL GRN BLU	RC018	1.8
	RC03	3
	RC05	5
XLR3 (F) – RCA (M)  XLR3-11C L-4E6S F-10 L BLK BRN RED ORN YEL GRN BLU PPL GRY WHT	RC02 - X1	2
	RC05 - X1	5
XLR3 (M) – RCA (M)  XLR3-12C L-4E6S F-10 L BLK BRN RED ORN YEL GRN BLU PPL GRY WHT	RC02 - X2	2
	RC05 - X2	5
NC3 (F) – RCA (M)  NC3FX-B L-4E6S F-10 L BLK BRN RED ORN YEL GRN BLU PPL GRY WHT	RC02 - B1	2
	RC05 - B1	5
NC3 (M) – RCA (M)  NC3MXX-B L-4E6S F-10 L BLK BRN RED ORN YEL GRN BLU PPL GRY WHT	RC02 - B2	2
	RC05 - B2	5
Mono Phone (M) - RCA (M)  F-15 GS-6 F-10 L BLK RED ORN YEL GRN BLU	QC018	1.8
	QC03	3
	QC05	5

Audio Patch (Bantam)

Type	Model	Length (m)
Bantam (M) – Bantam (M)  Bantam molded plug L-4E5C Bantam molded plug L BLK RED ORN YEL GRN BLU GRY	BC003M	0.3
	BC006M	0.6
	BC009M	0.9
XLR3 (F) – Bantam (M)  XLR3-11C L-4E5C Bantam molded plug L BLK RED ORN YEL GRN BLU GRY	BC02M - X1	2
	BC02M - X2	2
XLR3 (M) – Bantam (M)  XLR3-12C L-4E5C Bantam molded plug L BLK RED ORN YEL GRN BLU GRY	BC02M - X1	2
	BC02M - X2	2



BC003M

Website



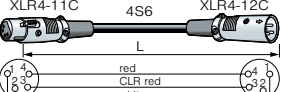
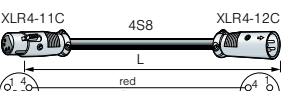
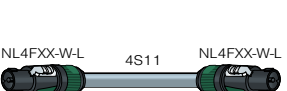


RCA Audio

Website



Bantam

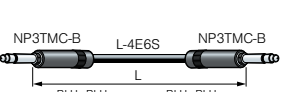
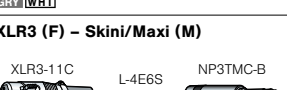

Speaker

Type	Model	Length (m)
XLR4 (F) – XLR4 (M)  XLR4-11C 4S6 XLR4-12C L BLK RED BLU GRN WHT	SC003	0.3
	SC005	0.5
	SC01	1
	SC05	5
	SC10	10
	SC15	15
XLR4 (F) – XLR4 (M)  XLR4-11C 4S8 XLR4-12C L BLK GRN	SC05 - S8	5
	SC10 - S8	10
	SC15 - S8	15
NL4 – NL4  NL4FX-W-L 4S11 NL4FX-W-L L BLK GRN	SC005A - NL	0.5
	SC01A - NL	1
	SC02A - NL	2
	SC05A - NL	5
	SC10A - NL	10
	SC15A - NL	15
NL8 – NL8  NL8FC 8S15G NL8FC L BLK GRN	SC20A - NL	20
	SC30A - NL	30
	SC03 - 8NL	3
 BLK	SC05 - 8NL	5
	SC10 - 8NL	10
	SC20 - 8NL	20
	SC30 - 8NL	30
	SC50 - 8NL	50

Website



Audio Patch (Skini/Maxi)

Type	Model	Length (m)
Skini/Maxi (M) – Skini/Maxi (M)  NP3TMC-B L-4E6S NP3TMC-B L BLK BRN RED ORN YEL GRN BLU PPL GRY WHT	TC003B	0.3
	TC005B	0.5
	TC01B	1
XLR3 (F) – Skini/Maxi (M)  XLR3-11C L-4E6S NP3TMC-B L BLK BRN RED ORN YEL GRN BLU PPL GRY WHT	TC02B - X1	2
	TC05B - X1	5
XLR3 (M) – Skini/Maxi (M)  XLR3-12C L-4E6S NP3TMC-B L BLK BRN RED ORN YEL GRN BLU PPL GRY WHT	TC02B - X2	2
	TC05B - X2	5



TC003B

Website



Technical Trend

IP Connectivity Products

Fiber-Optic Systems

Connectors

Cables

Panels & Patchbays

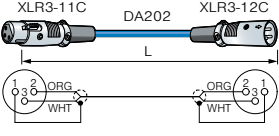
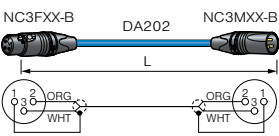
Multichannel Systems

Cable Assemblies

Cable Assemblies

Digital Audio, Analog Audio

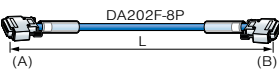
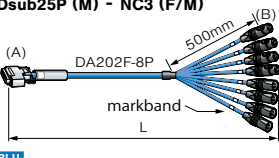
■ AES/EBU Digital Audio

Type	Model	Length (m)
XLR3 (F) - XLR3 (M) 	DAC03	3
	DAC05	5
	DAC10	10
	DAC20	20
	DAC30	30
	BLU	
NC3 (F) - NC3 (M) 	DAC003 - B	0.3
	DAC005 - B	0.5
	DAC01 - B	1
	DAC02 - B	2
	DAC03 - B	3
	DAC05 - B	5
	DAC10 - B	10
	DAC20 - B	20
	DAC30 - B	30
	BLU	

Website



■ AES/EBU Digital Audio (Multi)

Type	Model	Length (m)
Dsub25P (M) - Dsub25P (M) 	8DAC02 - ##	2
	8DAC03 - ##	3
	8DAC05 - ##	5
	8DAC07 - ##	7
	8DAC10 - ##	10
	8DAC30 - ##	30
BLU		
Dsub25P (M) - NC3 (F/M) 	8DACS02 - #B12	2
	8DACS03 - #B12	3
	8DACS05 - #B12	5
	8DACS07 - #B12	7
	8DACS10 - #B12	10
	8DACS30 - #B12	30
BLU		

* Please use following information to fill in the '#' in the model above.

Website



<Ordering Information>

Model	Brands (ref.)	A - side		B - side	
		Screws	Wiring	Screws	Wiring
8DAC** - DD	Digidesign	4 - 40	Individual - A	4 - 40	Individual - B
8DAC** - TT	TEAC	4 - 40	Individual - A	4 - 40	Individual - B
8DAC** - YY	YAMAHA	M2.6	Common - A	M2.6	Common - B
8DAC** - DT	Digidesign - TEAC	4 - 40	Individual - A	4 - 40	Individual - B
8DAC** - DY	Digidesign - YAMAHA	4 - 40	Individual - A	M2.6	Common - B
8DAC** - TY	TEAC - YAMAHA	4 - 40	Individual - A	M2.6	Common - B
8DACS** - DB12	Digidesign	4 - 40	Individual - A	N/A	2: Hot 3: Cold
8DACS** - TB12	TEAC	4 - 40	Individual - A	N/A	1: Shield
8DACS** - YB12	YAMAHA	M2.6	Common - A	N/A	

<Wiring>

Individual - A

Ch. No.	Color Coding	HOT	COLD	SHIELD	N.C.
1	BLU/BRN	24	12	25	13
2	BLU/RED	10	23	11	
3	BLU/ORG	21	9	22	
4	BLU/YEL	7	20	8	
5	BLU/GRN	18	6	19	
6	BLU/-	4	17	5	
7	BLU/PPL	15	3	16	
8	BLU/GRY	1	14	2	

Individual - B

Ch. No.	Color Coding	HOT	COLD	SHIELD	N.C.
1	BLU/BRN	18	6	19	13
2	BLU/RED	4	17	5	
3	BLU/ORG	15	3	16	
4	BLU/YEL	1	14	2	
5	BLU/GRN	24	12	25	
6	BLU/-	10	23	11	
7	BLU/PPL	21	9	22	
8	BLU/GRY	7	20	8	

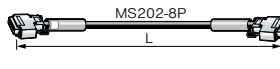
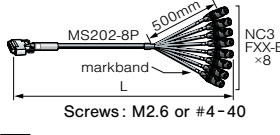
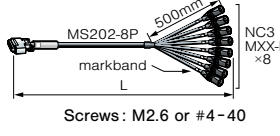
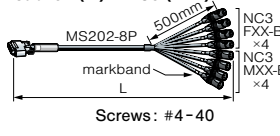
Common - A

Ch. No.	Color Coding	HOT	COLD	SHIELD	N.C.
1	BLU/BRN	1	14	10	9
2	BLU/RED	2	15	12	
3	BLU/ORG	3	16	13	
4	BLU/YEL	4	17	22	
5	BLU/GRN	5	18	23	
6	BLU/-	6	19	24	
7	BLU/PPL	7	20	25	
8	BLU/GRY	8	21	25	

Common - B

Ch. No.	Color Coding	HOT	COLD	SHIELD	N.C.
1	BLU/BRN	5	18	10	9
2	BLU/RED	6	19	12	
3	BLU/ORG	7	20	13	
4	BLU/YEL	8	21	22	
5	BLU/GRN	1	14	23	
6	BLU/-	2	15	24	
7	BLU/PPL	3	16	25	
8	BLU/GRY	4	17	25	

■ Analog Audio (Multi)

Type	Model	Length (m)
Dsub25P (M) - Dsub25P (M) 	8MC02 - #	2
	8MC03 - #	3
	8MC05 - #	5
	8MC07 - #	7
	8MC10 - #	10
	8MC30 - #	30
BLK		
Dsub25P (M) - NC3 (F) 	8MCS02 - #B1	2
	8MCS03 - #B1	3
	8MCS05 - #B1	5
	8MCS07 - #B1	7
	8MCS10 - #B1	10
	8MCS30 - #B1	30
BLK		
Dsub25P (M) - NC3 (M) 	8MCS02 - #B2	2
	8MCS03 - #B2	3
	8MCS05 - #B2	5
	8MCS07 - #B2	7
	8MCS10 - #B2	10
	8MCS30 - #B2	30
BLK		
Dsub25P (M) - NC3 (F/M) 	8MCS02 - CB12	2
	8MCS03 - CB12	3
	8MCS05 - CB12	5
	8MCS07 - CB12	7
	8MCS10 - CB12	10
	8MCS30 - CB12	30
BLK		

* Please choose between A: M2.6 and C: #4-40, and fill in the '#' in the model with A or C. e.g. 8MC02-A, 8MCS02-CB1

Website

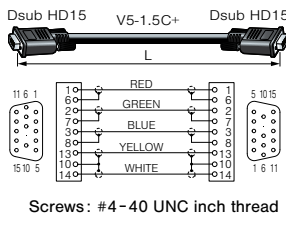
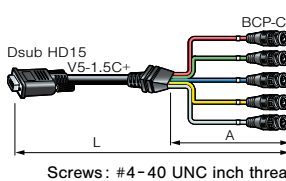
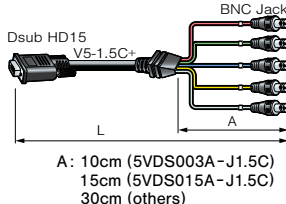




<Wiring for 8MC/8MCS>

Ch. No.	Color Coding	Dsub25P				NC3		
		HOT	COLD	SHIELD	N.C.	HOT	COLD	SHIELD
1	BLK/BRN	24	12	25	13	2	3	1
2	BLK/RED	10	23	11		2	3	1
3	BLK/ORG	21	9	22		2	3	1
4	BLK/YEL	7	20	8		2	3	1
5	BLK/GRN	18	6	19		2	3	1
6	BLK/BLU	4	17	5		2	3	1
7	BLK/PPL	15	3	16		2	3	1
8	BLK/GRY	1	14	2		2	3	1

VGA

Not compatible with VESA-DDC Plug and Play.

Type	Model	Length (m)
HD-15 (M) – HD-15 (M)  <p>Screws: #4-40 UNC inch thread</p>	5VDC015A-1.5C	1.5
	5VDC02A-1.5C	2
	5VDC03A-1.5C	3
	5VDC05A-1.5C	5
	5VDC10A-1.5C	10
	5VDC15A-1.5C	15
	5VDC20A-1.5C	20
	BLK	
HD-15 (M) – BNC (M)  <p>Screws: #4-40 UNC inch thread</p> <p>A: 15cm (5VDS015A-1.5C) 30cm (others)</p>	5VDS015A-1.5C	1.5
	5VDS02A-1.5C	2
	5VDS03A-1.5C	3
	5VDS05A-1.5C	5
	5VDS10A-1.5C	10
BLK		
HD-15 (M) – BNC (F)  <p>Screws: #4-40 UNC inch thread</p> <p>A: 10cm (5VDS003A-J1.5C) 15cm (5VDS015A-J1.5C) 30cm (others)</p>	5VDS003A-J1.5C	0.3
	5VDS015A-J1.5C	1.5
	5VDS02A-J1.5C	2
	5VDS03A-J1.5C	3
	5VDS05A-J1.5C	5
	5VDS10A-J1.5C	10
BLK		
HD-15 (M) – BNC (F)  <p>Lock nuts included</p>	HDR15F-J1.5CA	0.13



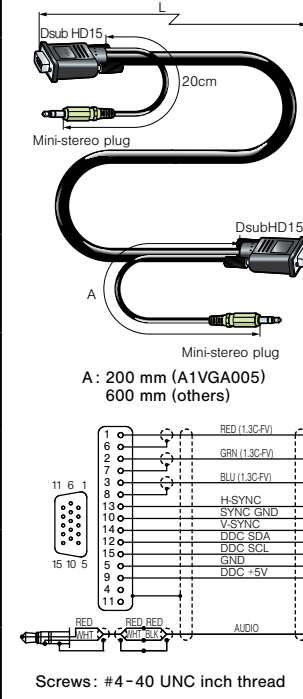
5VDS02A-1.5C

Website



VGA with Audio

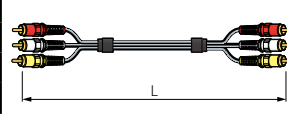
VESA-DDC Plug and Play compliant

Type	Model	Length (m)	
HD-15 (M) – HD-15 (M) 3.5 mm TRS  <p>Screws: #4-40 UNC inch thread</p>	A1VGA005	0.5	
	A1VGA0075	0.75	
	A1VGA01	1	
	A1VGA015	1.5	
	A1VGA02	2	
	A1VGA03	3	
	A1VGA05	5	
	A1VGA10	10	
	BLK		

Website



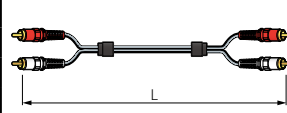
3 RCA Video & Audio

Type	Model	Length (m)	
RCA - RCA 	3RCS003	0.3	
	3RCS005	0.5	
	3RCS01	1	
	3RCS015	1.5	
	3RCS02	2	
	3RCS03	3	
	3RCS05	5	
	3RCS10	10	
	3RCS15	15	
	3RCS20	20	
	3RCS30	30	
	BLK		

Website



2 RCA Stereo Audio

Type	Model	Length (m)
RCA - RCA 	2RCS003	0.3
	2RCS005	0.5
	2RCS01	1
	2RCS015	1.5
	2RCS02	2
	2RCS03	3
	2RCS05	5
	2RCS10	10
	2RCS15	15
	2RCS20	20
2RCS30	30	
BLK		

Website



Technical Trend

IP Connectivity Products

Fiber-Optic Systems

Connectors

Cables

Panels & Patchbays

Multichannel Systems

Cable Assemblies

Cable Assemblies

HDMI

Overview

4K/8K HDMI solution has been adopted by a lot of applications such as digital signage, video conference systems, streaming video, e-sports, live events, and even more for professional broadcasting. Canare's HDMI product line offers reliable and fully knowledgeable products based on more than 10 years of experience in HDMI business.



Product Finder

Model	HDM***U	page 98	HDM***P	page 98	HDM***P-A6	page 99	HDM***AE HDM**H	page 98	HDM**H-A	page 98	HDM10M-EQ	page 98
Appearance												
Description	ULTRA High Speed HDMI Cable		PREMIUM High Speed HDMI Cable with Ethernet		High Speed HDMI Active Optical Cable		High Speed HDMI Cable with Ethernet (H Series)		High Speed HDMI Cable with Ethernet H Series		Active Durable High Speed HDMI Cable	
Bit Rate	48Gbps		18Gbps		18Gbps		10.2Gbps		10.2Gbps		10.2Gbps	
Frame Rate	8K	60p	N/A		N/A		N/A		N/A		N/A	
	4K	120p	60p		60p		30p		30p		30p	
High Dynamic Range	Dynamic HDR/HDR		HDR		HDR		N/A		N/A		N/A	
Audio Return Channel	eARC/ARC		ARC		ARC * *30 - 100m not Supported		ARC		ARC		ARC	
Length	1 - 7m		0.6 - 9m		5 - 100m		0.6 - 10m		15m, 20m		10m	
O.D.	6.0 / 8.0 / 9.0mm		4.5 / 5.7 / 6.5 / 9.0mm		6.0mm		6.0 / 7.3 / 8.0mm		8.5mm		8.0mm	
Remarks	Supports all functions specified in HDMI 2.1a, passive copper cable, lengths up to 7m.		Supports all functions specified in HDMI 2.0, passive copper cable, lengths up to 9m.		Long distance up to 100m, built-in IC, one-directional, optical fiber, flexible cable.		Affordable solution for 4K@30p, passive copper cable, lengths up to 10m.		Lengths up to 20m, built-in IC, one-directional, active copper cable.		For mobile application, built-in IC, one-directional, flexible & durable copper cable, 10 meters only.	

Technical Note


HDMI 2.1 Specification

HDMI 2.1 increases bandwidth capability up to 48 Gbps. It highlights supporting ultra high video resolutions and refresh rates including 8K60p/4K120p, additionally Dynamic HDR.

Canare HDM***U series has qualified for The Ultra High Speed HDMI Certification Program. HDM***U is backwards compatible and can be used with the existing installed base of HDMI devices. The following table shows the entire functions that each HDMI device per version features.

	HDMI version						
	1	1.1	1.2-1.2a	1.3-1.3a	1.4-1.4b	2.0-2.0b	2.1
Full HD Blu-ray Disc and HD DVD video	Yes	Yes	Yes	Yes	Yes	Yes	Yes
Consumer Electronic Control (CEC)	Yes	Yes	Yes	Yes	Yes	Yes	Yes
DVD - Audio	No	Yes	Yes	Yes	Yes	Yes	Yes
Super Audio CD (DSD)	No	No	Yes	Yes	Yes	Yes	Yes
Auto lip-sync	No	No	No	Yes	Yes	Yes	Yes
Dolby TrueHD / DTS-HD Master Audio bitstream capable	No	No	No	Yes	Yes	Yes	Yes
Updated list of CEC commands	No	No	No	Yes	Yes	Yes	Yes
3D video	No	No	No	No	Yes	Yes	Yes
Ethernet channel (100 Mbit/s)	No	No	No	No	Yes	Yes	Yes
Audio return channel (ARC)	No	No	No	No	Yes	Yes	Yes
4 audio streams	No	No	No	No	No	Yes	Yes
2 video streams (Dual View)	No	No	No	No	No	Yes	Yes
Hybrid Log - Gamma (HLG) HDR OETF	No	No	No	No	No	Yes	Yes
Static HDR (HDR static metadata)	No	No	No	No	No	Yes	Yes
Dynamic HDR (HDR dynamic metadata)	No	No	No	No	No	No	Yes
Enhanced audio return channel (eARC)	No	No	No	No	No	No	Yes
Variable Refresh Rate (VRR)	No	No	No	No	No	No	Yes
Quick Media Switching (QMS)	No	No	No	No	No	No	Yes
Quick Frame Transport (QFT)	No	No	No	No	No	No	Yes
Auto Low Latency Mode (ALLM)	No	No	No	No	No	No	Yes
Display Stream Compression (DSC)	No	No	No	No	No	No	Yes

Ultra High Speed HDMI Cable


Type	Model	Length (m)	O.D. (mm)
	HDM01U	1	6.0
	HDM015U	1.5	
	HDM02U	2	
	HDM03U	3	
	HDM05U	5	8.0
	HDM07U	7	9.0

- Ultra High Speed HDMI Certification Program qualified
- 8K60p/4K120p, and 48 Gbps data rate support
- Improved finger grip connector design
- Simple package

Website



Premium High Speed HDMI Cable with Ethernet

Type	Model	Length (m)	O.D. (mm)
	HDM006P	0.6	4.5
	HDM01P	1	
	HDM015P	1.5	5.7
	HDM02P	2	
	HDM03P	3	
	HDM05P	5	6.5
	HDM07P	7	9.0
	HDM09P	9	


*HDM07P and HDM09P are BLK only.

- Premium HDMI Cable Certification Program qualified
- 4K60p, and 18 Gbps data rate support
- Two jacket colors available

Website





High Speed HDMI Cable with Ethernet

Type	Model	Length (m)	O.D. (mm)
	HDM006AE	0.6	6.0
	HDM01AE	1	
	HDM015AE	1.5	
	HDM02AE	2	
	HDM03AE	3	
	HDM05AE	5	7.3


- 4K30p, and 10.2 Gbps data rate support
- Cost effective

High Speed HDMI Cable with Ethernet H Series

Type	Model	Length (m)	O.D. (mm)
	HDM07H	7	8.0
	HDM10H	10	
	HDM15H-A	15	8.5
	HDM20H-A	20	

- 4K30p, and 10.2 Gbps data rate support
- Reliabilities updated
- UL AWM 20276 VW-1
- Offering budget friendly solutions
- 15m and 20m cables for fixed installations featuring built-in IC


Active Durable High Speed HDMI Cable

Type	Model	Length (m)	O.D. (mm)
	HDM10M-EQ	10	8.0

HEC not supported Note: The cables are directional

- Ideal for mobile applications
- Verified 20,000 cycles of bending test
- 10 meters transmission with built-in IC
- 4K30p, and 10.2 Gbps data rate support

Website



HDM**H-A

HDMI Extender

Extends uncompressed HDMI signal up to 100 meters over a Cat6 STP cable.


Model	In the Box
HDE100CP-EXA	TX unit, RX unit, IR cables, AC/DC adapter, wall mount tabs, and RS-232 cable mount connectors.

- Up to 100 m* at 1080p @ 60 Hz or WUXGA
- Up to 70 m* at 4K @ 30 Hz
- Power over Ethernet (PoE)
- HDCP 1.4/2.2 passthrough
- CEC passthrough
- RS-232 and 20 to 60 Hz wideband IR extension.
- TX unit can be purchased individually as a HDBaseT transmitter. (Model: HDE100CP-TXA. Contact us for more details.)

Website



High Speed HDMI Extension Cable

Type	Model	Length (m)	O.D. (mm)
	HDM003E-FM	0.3	5.7
	HDM02E-FM	2	6.5

- HDMI Type A female-to-male extension
- 4K30p, and 10.2 Gbps data rate support



HDE100CP-EXA TX: 115 × 29 × 71 mm, 160 g
RX: 115 × 29 × 83 mm, 170 g

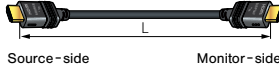
- The transmission distance may vary depending on a cable type and environmental factors.
- Recommended cable: Cat6 STP 24 AWG
- HEC and ARC not supported
- Note: HDE100CP-EXA does not include Ethernet/HDMI/RS232 cables.
- *HDMI and *HDMI Logo are registered by HDMI Licensing Administrator, Inc..
- *HDBaseT and *HDBaseT Logo are registered by HDBaseT Alliance.

Cable Assemblies

HDMI

High Speed HDMI Active Optical Cable


HEC not supported

Type	Model	Length (m)	O.D. (mm)
	HDM05P-A6	5	6.0
	HDM10P-A6	10	
	HDM15P-A6	15	
	HDM20P-A6	20	
	HDM30P-A6 *	30	
	HDM50P-A6 *	50	
	HDM70P-A6 *	70	
	HDM100P-A6 *	100	

- Built-in IC, fiber and copper
- Supports 4K60p
- For longer cabling up to 100 meters without extra device
- flexible, and lightweight

* ARC not supported


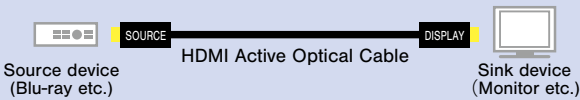
Note: The cables are directional



HDM**P-A6


Use of HDMI Active Optical Cables

Connect the right direction



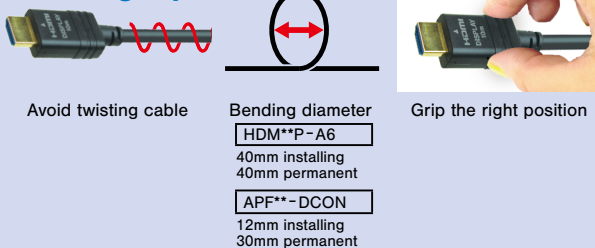
HDMI Active Optical Cables are equipped with IC in both ends connectors. Confirm a designation mark on the connector. It is directional and shall be connected in the right way.

APF** - DCON and adapters



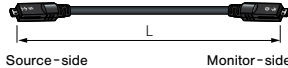
APF** - DCON is outfitted with HDMI type-D, a smaller profile of the normal size of HDMI called type-A, ideal for backside installation of wall/ceiling. Available in HDMI type-A, Display Port, or DVI adapter (sold separately) to hook up devices. Be sure of the appropriate combination of source and display.

Handling Tips



Detachable HDMI Active Optical Cable

ARC & HEC not supported



Type	Model	Length (m)	O.D. (mm)
	APF10-DCON	10	5.8
	APF15-DCON	15	
	APF20-DCON	20	
	APF30-DCON	30	
	APF50-DCON	50	
	APF70-DCON	70	
	APF100-DCON	100	

- Built-in IC, fiber plus 28 AWG copper, HDMI type D
- Supports 4K60p
- Detachable solution for narrow space wiring
- Optional interfaces: HDMI type A, Display Port, and DVI
- Slim, flexible, and lightweight

Website








Note: The cables are directional




APF** - DCON

Interface Connector Options

Cables and Detachable Connectors are sold separately.

Type	Model	Plug Type	Type	Model	Plug Type
	DCON-HDT	Source(TX) HDMI Type A		DCON-DPT	Source(TX) DisplayPort
	DCON-HDR	Monitor(RX) HDMI Type A		DCON-DVT	Source(TX) DVI-D
				DCON-DVR	Monitor(RX) DVI-D

HDMI with USB-A(5V)

Type	Model	Plug Type
	DCON-HDE-SET	HDMI Type A with Built-in Equalizer

- Equipped with USB power supply for power insufficient condition.

Be sure to attach these connectors to both ends of the cable when using it.
Sales unit, 2pcs package only

Interface Options

Source(TX)	Resolution	Monitor(RX)	Source(TX)	Resolution	Monitor(RX)
HDMI Type D	4K60p	HDMI Type D	DCON-DVT	DVI-D	DCON-DVR
HDMI Type D	4K60p	DCON-HDR	DCON-DVT	4K30p	HDMI Type D
HDMI Type D	DVI-D	DCON-DVR	DCON-DVT	4K30p	DCON-HDR
DCON-HDT	4K60p	DCON-HDR	DCON-DPT	4K60p	HDMI Type D
DCON-HDT	4K60p	HDMI Type D	DCON-DPT	4K60p	DCON-HDR
DCON-HDT	DVI-D	DCON-DVR	DCON-DPT	DVI-D	DCON-DVR
			DCON-HDE-SET	4K60p	DCON-HDE-SET

Why Canare HDMI Active Optical Cable is so reliable?

One of our responsibilities is to deliver the truly reliable products for professionals. Canare engineers put a lot of efforts to achieve the highest quality of HDMI active optical cables for professional use ready.

Canare HDMI Active Optical Cable	
Cable	<div style="display: flex; justify-content: space-between;"> <div style="width: 45%;"> <p>Fiber unit in the center The right position to avoid critical damage from outside impact.</p> <p>Quality PVC material Smooth and nice feeling like L-4E6S.</p> <p>Aluminum foil + braided shield Rejecting noises perfectly. Costly but the most reliable construction.</p> </div> <div style="width: 10%; text-align: center;"> </div> <div style="width: 45%;"> <p>Stranded conductor Optimizing flexibility of cable, better handling than solid conductor.</p> <p>Plenty of reinforcing filler Performing enhanced durability including cable tensile strength and bending stress.</p> </div> </div> <div style="margin-top: 20px; text-align: right;"> <p>Braided shield</p> <p>Aluminum foil</p> </div>
Connector	<div style="display: flex; justify-content: space-between;"> <div style="width: 30%;"> <p>ESD level 4, fully covered enclosure Verified ESD: Electro-Static Discharge level 4 performance, stable in even harsh environment.</p> </div> <div style="width: 30%;"> <p>Securely crimped Jacket and filler are properly crimped to connector.</p> </div> <div style="width: 30%;"> <p>Inner molded Filled with resin inside of connector to prevent PCB damage.</p> </div> </div>

DVI-D Dual Link

VESA-DDC Plug and Play compliant

Type	Model	Length (m)
 Screws: #4-40 UNC inch thread	DVID01A	1
	DVID015A	1.5
	DVID02A	2
	DVID03A	3
	DVID05A	5

Website



DVI-HDMI

DVI-D Single Link to HDMI

Type	Model	Length (m)
 Screws: #4-40 UNC inch thread	DVI01-HDMA	1
	DVI015-HDMA	1.5
	DVI02-HDMA	2
	DVI03-HDMA	3
	DVI05-HDMA	5

Note: DVI cannot carry audio signal.

Website



VGA

VESA-DDC Plug and Play compliant.
5VDC-1.7CF series are enhanced by low-loss coax unit.

Type	Model	Length (m)
 Screws: #4-40 UNC inch thread	5VDC015-1.7CF	1.5
	5VDC02-1.7CF	2
	5VDC03-1.7CF	3
	5VDC05-1.7CF	5
	5VDC10-1.7CF	10
	5VDC15-1.7CF	15
	5VDC20-1.7CF	20
 e-CON male plug and lock nuts included	HDR15F-EJ1.5CA	0.13

* V5D2P-1.7CF is not for sale.

Website



Technical Note

USB Type-C Technology

■ Advantages of USB Type-C

USB Type-C refers to the shape and specification of a USB connector. Below are some features and benefits of USB Type-C:

- 1) Reversible connector
- 2) Compact and lightweight
- 3) High-speed data transfer up to 80Gbps
- 4) High power delivery up to 240W
- 5) Integration of multiple functions including 4K/8K video
- 6) Widely adopted and compatible

Canare believes USB Type-C will be future-proof, a key solution for Professional AV system installations.



■ Simplify naming of USB Type-C cables

USB-IF (USB Implementers Forum) concerns that inconsistent use of terminology creates confusion in the market, can be misleading to users. To fix this issue, USB-IF has developed the below recommendations on how to enter marketing names during product certification registration.

USB-IF Marketing Name	Data Rate	Mode Name	Multiple Lanes	Lane Rate
Hi-Speed USB	480 Mbps	USB 2.0	Single	480 Mbps
USB 5Gbps	5 Gbps	USB 3.2 Gen1 <small>* Old names as USB 3.0 and USB 3.1 Gen1</small>	Single	5 Gbps
N/A	10 Gbps	USB 3.2 Gen1 × 2	Dual	5 Gbps
USB 10Gbps	10 Gbps	USB 3.2 Gen2 <small>* Old name as USB 3.1 Gen2</small>	Single	10 Gbps
N/A	10 Gbps	USB4 Gen2x1	Single	10 Gbps
N/A	20 Gbps	USB 3.2 Gen2 × 2	Dual	20 Gbps
USB 20Gbps	20 Gbps	USB 3.2 Gen2 × 2	Dual	10 Gbps
N/A	20 Gbps	USB4 Gen3 × 1	Single	20 Gbps
USB 40Gbps	40 Gbps	USB 4 Version1	Dual	20 Gbps
USB 80Gbps	80 Gbps	USB 4 Version2	Symmetric	40 Gbps

■ USB Power Delivery

USB PD (Power Delivery) is an enhanced aspect of the USB Type-C standard, enabling higher power levels for faster charging and efficient power delivery between devices. This table illustrates common power levels supported by the USB PD specification along with their corresponding PD specification names.

Power Delivery	Voltage	Current	Connector
PD15W	5V	3A	USB Type-C
PD45W	15V	3A	
PD60W	20V	3A	
PD75W	15V	5A	
PD100W	20V	5A	
PD240W	48V	5A	

< Connection Example : USB Type-C >



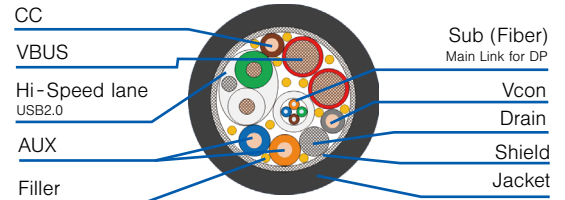

■ USB Type-C Active Optical Cable

UCC-H Series : DP Alt 4-lane 8K30p + USB2.0 + PD60W

Type	Model	Length (m)	O.D. (mm)
 Source-side Monitor-side BLK	UCC03-HP6D1-A5	3	4.6
	UCC05-HP6D1-A5	5	4.6

- Flexible O.D. 4.6mm smooth PVC jacket
- 480 Mbps data rate, USB2.0
- 4K60p, 4K120p, and 8K30p support
- DP1.4a: 4 lanes max payload rate 25.92 Gbps for full DP performance
- PD60W allowing PC device connections simpler
- Lengths mark on connectors

Note: Directional connection

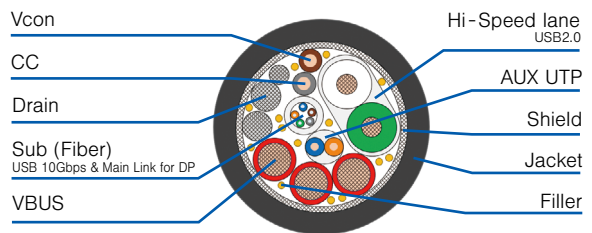



UCC-G Series : DP 4-lane 8K30p + USB 10Gbps + PD60W

Type	Model	Length (m)	O.D. (mm)
 Source-side Monitor-side BLK	UCC05-G1P6D1-A7	5	6.5
	UCC10-G1P6D1-A7	10	6.5

- Maneuverable O.D. 6.5mm smooth PVC jacket
- 10 Gbps data rate, USB 3.2 Gen2
- 4K60p, 4K120p, and 8K30p support
- DP1.4a: 4 lanes max payload rate 25.92 Gbps for full DP performance
- PD60W allowing PC device connections simpler
- Lengths mark on connectors

Note: Directional connection



Note: Use quality verified USB charger/adaptor, PC, and monitor to optimize PD60W performance and avoid overheating.

Technical Note

■ DisplayPort over USB Type-C (DisplayPort Alternate Mode)

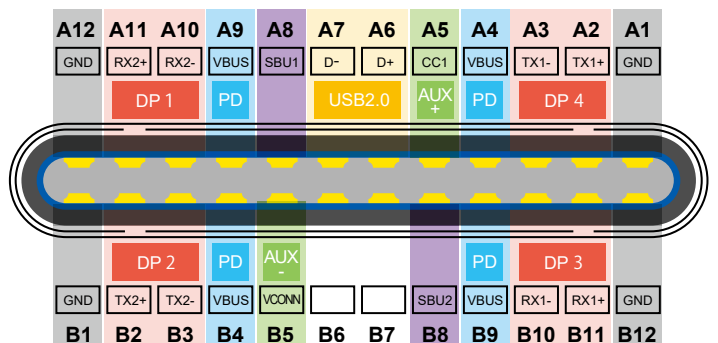
“DP Alt Mode” or “DP Alt” is a standard for communicating protocols such as DisplayPort and HDMI over USB Type-C interface. DP Alt Mode allows devices with USB Type-C ports to transfer DisplayPort signals, enabling them to connect directly to external displays. This specification enhances device portability and supports multiple functions through a single connector. It combines USB Type-C flexibility with DisplayPort performance for convenient connectivity.

As shown in the below pin-out, Canare USB Type-C cable, UCC series is engineered with DP1.4 8.1Gbps “4 lanes” technology for the maximum compatibilities.



USB Type-C Technology

Standard	Data Bandwidth		Video Format
	Max Link	Max Payload	
DP1.4Alt 8.1Gbps × 2lane	16.2 Gbps	12.96 Gbps	4K30p, YCC444, 10b 4K60p, YCC420, 10b
DP1.4Alt 8.1Gbps × 4lane	32.4 Gbps	25.92 Gbps	4K60p, YCC444, 12b 4K120p, YCC420, 12b 8K30p, YCC420, 12b



Canare DP1.4 Alt USB Type-C Cable Pin-out

Technical Trend

IP Connectivity Products

Fiber-Optic Systems

Connectors

Cables

Panels & Patchbays

Multichannel Systems

Cable Assemblies